



# The Build Smart guide to BETTER HOSPITAL FLOOR PLANS

Compiled and written by  **KORTE**

## Traits

### OF A SMART MEDICAL FACILITY FLOOR PLAN



Forward-thinking hospitals plan for security operations early in the [hospital design](#) phase. They consider the impact of mandatory security and safety checks on day-to-day hospital operations, and test and plan for obstacles created by the hospital floor plan that could arise during an emergency.

### SAFE AND SECURE

Efficient hospital floor plans account for implementing motion-activated lights in non-clinical areas in order to reduce the use of energy when unnecessary.

### SUSTAINABLE

During the building phase, the builders recycle all applicable materials, earning LEED points for the structure. They also incorporate renewable materials and products with lower VOC emissions into the design.



### NAVIGABLE

Great facilities put navigation first. Windows that look out on exterior landmarks help visitors navigate large, complex healthcare facilities. Additionally, smart hospitals offer electronic versions of their [hospital floor plans](#) for viewing on mobile devices.



### CALMING

More and more, we're seeing an increase in the use of natural light in hospital designs due to the link between natural light and the healing process. And incorporating natural surroundings such as indoor gardens, landscapes and aquariums into a hospital's floor plan provides a more pleasing environment for patients and visitors alike. Additionally, the use of hand-held mobile devices for clinical staff communication reduces the disruptions patients and visitors will experience from loud, obtrusive paging systems.

## By the numbers

**\$785.7**  
BILLION INDUSTRY

Hospitals in the US

IBIS World Report

New hospital construction will include **1** PATIENT

American Institute of Architects' 2006 edition of its Guidelines for Design and Construction of Health Care Facilities

**\$700 BILLION**  
Personal hospital care expenditures have exceeded \$700 billion every year since 2008

<http://www.census.gov/compendia/statab/2012/tables/12s0134.pdf>

**\$4.6**  
TRILLION

Expected healthcare expenditures by the year 2020

<http://content.healthaffairs.org/content/early/2011/07/27/hlthaff.2011.0662.full>


## 8 insights & tips

### FOR A BETTER HOSPITAL FLOOR PLAN

1

#### Do your homework upfront

Whether you're building from scratch or preparing for a [hospital renovation](#), you must take the time to understand the demographics, needs, wants and goals of a healthcare facility. Look at existing programs and examine what can be improved or added.



2

#### Outpatient is king, visitors' experiences paramount

A large majority of hospital services are now focused on outpatient treatment, making a patient's trip an event. Often Mr. Outpatient thinks – "I'm not sick, I'm not in a hospital. I'm an outpatient." This perception needs to be catered to in the design of your building and structure. Think medical mall. Don't think boring old hospital.

3

#### Interview those who use the hospital daily


Conduct interviews with the executive team, physicians and other staff and then propose a master plan. Make sure you listen closely to what key staff are saying and investigate all of the departments.



4

#### Don't forget the "user"

Work smart to make patient, staff and visitor flow as easy and efficient as possible. It's imperative to keep inpatient flow and outpatient flow independent of each other, making medical staff circulation as smooth and discrete as possible.



5

#### Privacy is a priority

HIPPA, HIPAA, HIPAA. This is a key consideration in [hospital building design](#). Don't forget it. Privacy should be a goal in all of your design plans. It is here at The Korte Company.

6

#### Smooth staffing planning leads to improved workflow

By designating hospital and department locations, you'll maximize physician and staff flow and usages. This will ensure that your building runs like a well-oiled machine.



7

#### It's okay to heal your building in phases

You don't have to get all the work done at once and that's really important to keep in mind. Start by working with a financial consultant, your executive team and your hospital's board to determine how you pay for it and when. Then, communicate that to your builder. This makes for minimal disruption to existing hospital programs and a more realistic plan of attack.

8

#### Constructability and expandability

The future of healthcare is unpredictable, as advancements in technology and treatment processes are always improving. That's a good thing – provided you prepare for it. Bring in [health-care construction professionals](#) now to ensure system designs are buildable, scalable and cost-effective later.



# 50

## Examples

### OF REAL-LIFE HOSPITAL FLOOR PLANS

Click on the hospitals below



Indiana University Health Bloomington Hospital



Hospital of the University of Pennsylvania



Miami Children's Hospital



Saint Vincent Hospital



Wheaton Franciscan – The Wisconsin Heart Hospital Campus



University of Iowa Health Care



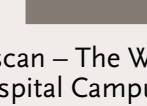
Calvert Memorial Hospital



Aurora BayCare Medical Center



Riverview Hospital



University Hospital